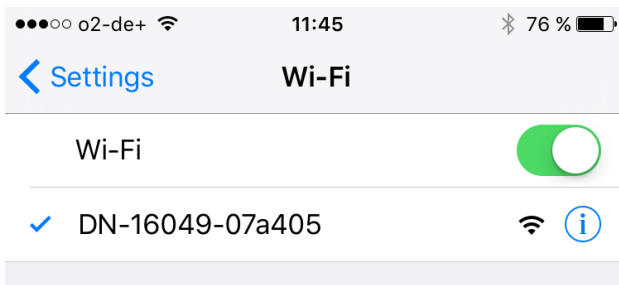


DIGITUS® PLUG&VIEW: AP Mode

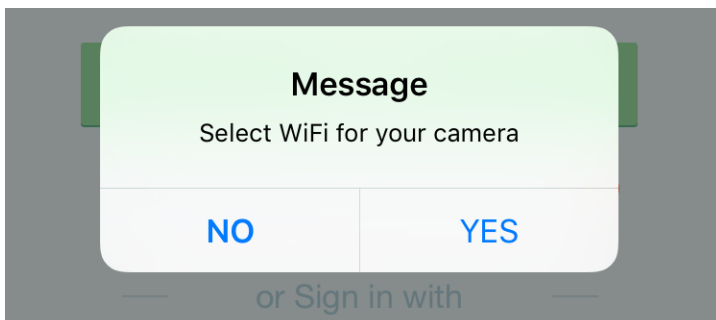
Starting from Firmware Version 20150713 all Plug&View cameras support Access Point mode in default configuration when no LAN cable is connected.

With this feature, the camera can be integrated into existing WiFi networks without any cable connection. Also existing cameras can be integrated by AP mode after factory default.

1. Connect your smartphone / tablet to the WiFi network "**IPCAM-AP**" or "**DN-160xx-nnnnnn**" (model name + last 6 digits MAC address) of the camera.



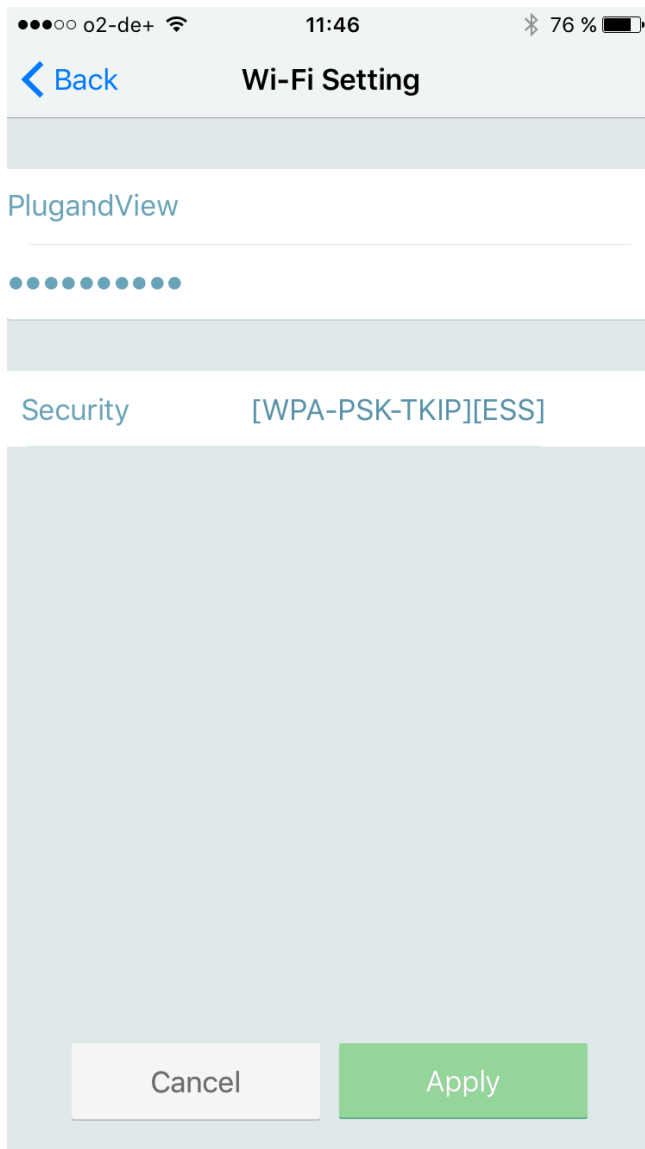
2. Start the DIGITUS® Plug&View app (available for Android and iOS) and click on "**YES**".



3. Please choose your WiFi network out of the list of available networks.



4. Enter the password of your WiFi network and click „Apply“.



Done! The camera will restart and is then connected to your WiFi network.